



Development status and outlook

Topics




- EGroupware?
- Current release 23.1
- What's new since release 23.1
- ~~Technical development~~
- Outlook for upcoming version
- Questions/suggestions?



EGroupware

SMART ONLINE OFFICE

Groupware



Email



InfoLog
**(Tasks/
Notes/...)**




Calendar



Contacts

More Groupware



Video conference
(Jitsi)



Video conference
(BBB)



Chat
(Rocket.Chat)




Filemanager /
Filesharing



Online Office
(Collabora Online)

More than Groupware



Remote Desktop
(Guacamole)



Kanban



VIDOTEACH



Project Manager



Helpdesk



CTI
(Computer
Telephony
Integration)




Time recording



Ressources




Your Application?



Release 23.1

Release 23.1




- Group admin (again) included
- Copy AD/LDAP users to local DB
- Setting font size
- Folder sizes, quota for users/groups

- Web components

- Push extended (file manager, ...)

Release 23.1



More...


Dropped/Removed in 23.1

- Site-Manager
- Google-Captcha
- Usage statistics
- Disable minifying of javascript and CSS files
- Email: Removed column selection in 3-column view

New features, preferences or other important things in EGroupware 23.1

















- General: Messages now bottom right
- General: user/group selection
- General: Preassignment of buttons
- General: New languages
- General: Icons reworked
- General: Font size adjustable
- General: Selection of internal address book for linking
- Admin: Group administration included
- Admin: added PHP FPM status page
- Admin: Copy AD/LDAP user to local DB
- Admin: logging all DB backup operations to a text file db_backup.log in backup-directory
- File Manager: Folder sizes
- File Manager: Quota for user/groups
- Calendar: Participant search also with e-mail address
- Email: OAuth with Microsoft mail servers and Gmail
- Email: Display pictures attached as gallery
- Email: Open Office documents with Collabora Online
- Kanban: DnD cards in Kanban
- Kanban: Add kanban column to lists
- Address Book: Allow to choose the target addressbook when importing
- General/Timesheet: Time recording
- Timesheet: allow to update times in events tab rows by clicking on the time
- Technology: PHP 8.1
- Technology: web-components
- Technology: new JS loading with rollup
- Technology: Push extended for file manager, ...
- Old deprecated apps: Update required
- Home: Not ready, WIP
- Admin: Patching Changes


Release 23.1



Release Notes


<https://help.egroupware.org/t/egroupware-23-1-release-notes/77411>

	   Collabora Online 24.04  Announcements	1 5. Jun.
	 EGroupware 23.1 Release Notes  Announcements	1 Mrz. '23
	 New features, preferences or other important things (since release) of EGroupware 23.1  HowTos	1 Mrz. '23
	   Übersicht Vorträge/Overview lectures  Announcements	2 Okt. '21



New since release 23.1

New since release 23.1




Status/video conference

It is now possible to open BBB in new windows.

This is necessary in some environments or for some BBB servers.

The screenshot shows the 'ADMIN' interface with a sidebar menu on the left and a 'Site configuration' panel on the right. The sidebar menu includes 'Admin', 'User accounts', 'User groups', 'Applications', 'Address Book', 'Bookmarks', 'Calendar', 'Collabora Online', 'EPL-Features', 'eSync Provisioning', 'File Manager', 'Guacamole', 'Import | Export', 'InfoLog contact', 'Mail', 'News', 'Notifications', 'OpenID / OAuth2 Server', 'Preferences', 'Project Manager', 'Resources', 'smallPART', 'Status', 'Site configuration', 'Time Sheet', and 'Tracking System'. The 'Site configuration' panel is titled 'Configuration' and has tabs for 'Video Conference' and 'Documentation'. Under 'Video Conference', there is a 'Video Conference' toggle set to 'Enable', a 'Video conference backends' dropdown menu set to 'BigBlueButton Server', and a 'Jitsi Server Settings' section with fields for 'Jitsi Domain' (example: meet.jit.si) and 'Jitsi Application Secret'. Below that is a 'BBB Server Settings' section with a warning: '*Important: BigBlueButton backend uses category Locations in order to access to resource of *Meeting Room'. It includes fields for 'BBB Api url' (example: https://app.bbserver.de/de/bbb-integration/), 'BBB server wildcard domain' (example: *.bbserver.de), and 'BBB Api secret'. There are also fields for 'Number of seats' (2), 'Estimated call session duration' (30), and 'Fixed duration for session' (20). A checkbox for 'Open the call url in a separate window outside of iframe (e.g. browsers with restricted policies):' is checked. At the bottom, there are 'Save', 'Apply', and 'Cancel' buttons.

New since release 23.1




Mail

It is now possible to use placeholders for the e-mail address in e-mail templates:

A screenshot of an email composition interface. At the top, there is a toolbar with buttons for 'Send', 'Save', 'Print', 'VFS', 'Upload files...', and 'Info'. Below the toolbar, the 'From' field contains the name 'Stefan' followed by a blurred area. The 'To' field contains a plus sign icon and the placeholder text '{{email}}', which is circled in red. The 'Cc' field contains the text 'Select or insert email address'. The 'Subject' field is partially visible at the bottom.

New since release 23.1



Docker-Container (EGroupware Sourcen and PHP)

Now available for:

linux/arm/v7 linux/arm64 linux/ppc64le (amd64 (as before))


<https://hub.docker.com/r/egroupware/egroupware/tags>

Please note: These container images alone are not sufficient for a running EGroupware. These container images are intended for integrators who know how to use them.

The new architectures are to be regarded as experimental. We are happy to receive feedback.

The use on a RasPI is not recommended. It will not be fast enough to work with it satisfactorily.

New since release 23.1




AD/LDAP-Import

For the (time-controlled) import from ADs, all groups are now always imported completely.

Otherwise, changes to the group cannot be recorded.

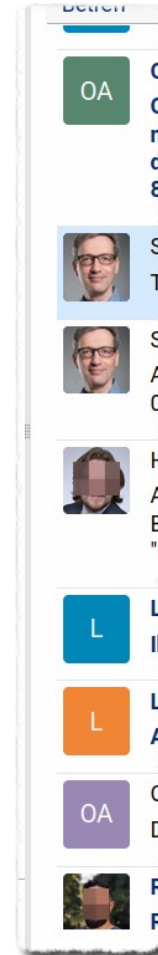
New since release 23.1




Mail

Performance improvements for large address books through avatar caching.

The folder change now works faster again thanks to better avatar caching.



New since release 23.1



Mail

It is now possible to select the 3-column view with all columns and configure the columns as usual.

Email ▼ Your preferences

Mail settings Configuration settings

trust servers SEEN / UNSEEN info
Default: 0 Yes - but check shared folders ▼ Show/Hide pr

Save as
Default: Text Convert Mail to item, attach its attachments and add raw message (message/rfc822 (. ... ▼

Preview pane
Default: vertical show vertical with all columns ^

Identity label
Default: 3 Use default

Contact label
Default: n_given, n_family show vertical

show vertical with all columns

show horizontal

Address Date ▼ Size From ☰

Select columns ✕


✓✓

- Avatar
- ✓ St.
- ✓ ...
- ✓ Subject
- ✓ Mail-Address
- ✓ Date
- Received
- ✓ Size
- ✓ From
- To
- Security

Refresh ▼ Preference ▼

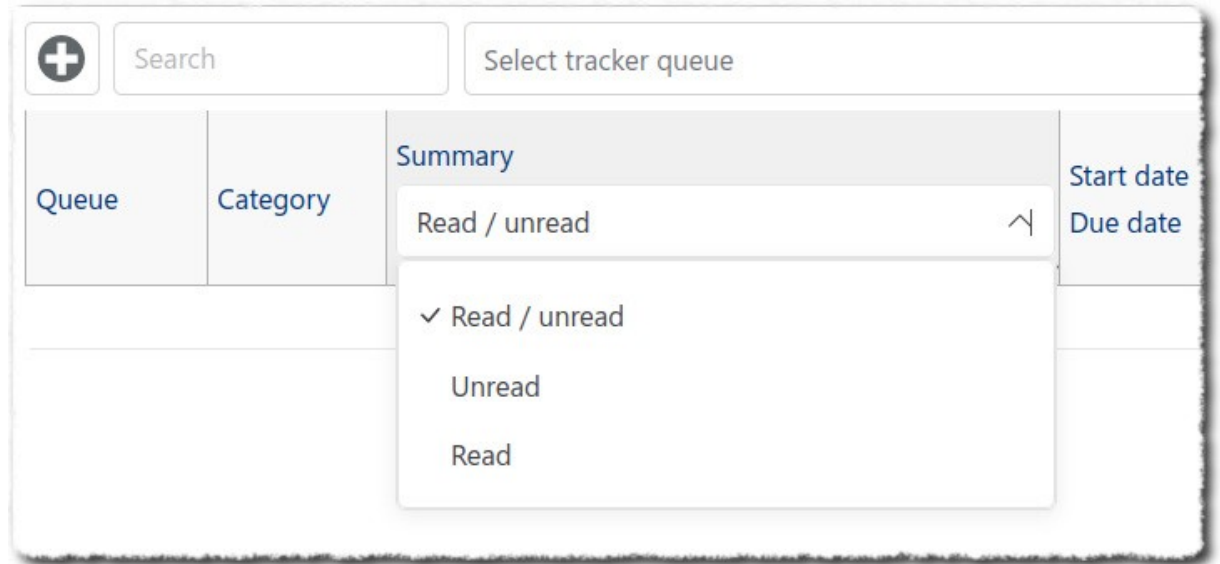
Ok Cancel

New since release 23.1




Helpdesk

It is now possible to filter by read/unread entries



New since release 23.1



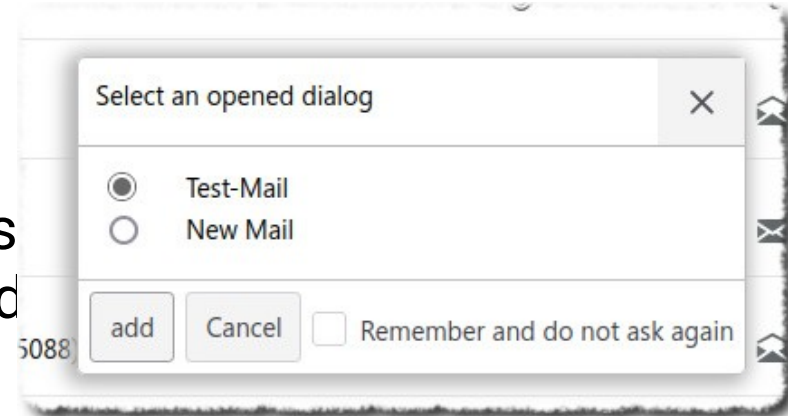
Mail

'Collecting' addresses


Previously, there was no query if only one mail author window was open.

This meant that it was possible to add addresses to a mail unintentionally (click on address, ...) and not realise it.

Now a prompt appears even if only one mail composer window is open.



New since release 23.1



Calendar

New REST API for reading, creating, changing and deleting appointments.


Documentation on GitHub-Wiki.

Mail

REST API for sending mails with attachments / share links or for opening interactive creation windows

Documentation on GitHub-Wiki.

New since release 23.1




Helpdesk

Added configuration option to set the ticket start date from the email.

Categories Priorities Staff Configuration ACL Mail handling N

Check mail interval	Disabled
Incoming mail server	
Port number	
Username	
Incoming mail rules	
Delete mails from server	<input type="checkbox"/>
Start date from email	<input type="checkbox"/>
Unrecognized mails	<input type="radio"/> Ignore <input type="radio"/> Delete <input type="radio"/> Forward to

New since release 23.1



Helpdesk

Added configuration option to set the ticket start date from the email.

A screenshot of a web-based configuration interface for a helpdesk system. The interface has a top navigation bar with tabs: 'Categories', 'Priorities', 'Staff', 'Configuration', 'ACL', and 'Mail handling'. The 'Mail handling' tab is selected. Below the tabs, there are several configuration fields:

- 'Check mail interval' with a dropdown menu set to 'Disabled'.
- 'Incoming mail server' with an empty text input field.
- 'Port number' with an empty text input field.
- 'Username' with an empty text input field.
- 'Incoming mail rules' section containing:
 - 'Delete mails from server' with an unchecked checkbox.
 - 'Start date from email' with an unchecked checkbox, highlighted by a red border.
- 'Unrecognized mails' with three radio button options: 'Ignore', 'Delete', and 'Forward to'.

New since release 23.1



Helpdesk

Set due date via mail processing.

The screenshot shows a helpdesk ticket form with the following fields and options:

- Action:** (Dropdown menu)
- Queue:** Unchanged (Dropdown menu)
- Version:** Unchanged (Dropdown menu)
- Status:** Pending (Dropdown menu)
- Due date:** (Input field) days (Dropdown menu)
- Assigned to:** Unchanged (Dropdown menu)
- Comment:** (Text area)
- Notification:** All (Dropdown menu)
- Category:** Unchanged (Dropdown menu)
- Priority:** Unchanged (Dropdown menu)
- Resolution:** Unchanged (Dropdown menu)

A tooltip is displayed over the 'Due date' field, containing the text: "Set due date this many days after escalation runs".

Below the main form, there is a separate field labeled "Due date for new tickets" with an input field and a "days" dropdown menu.

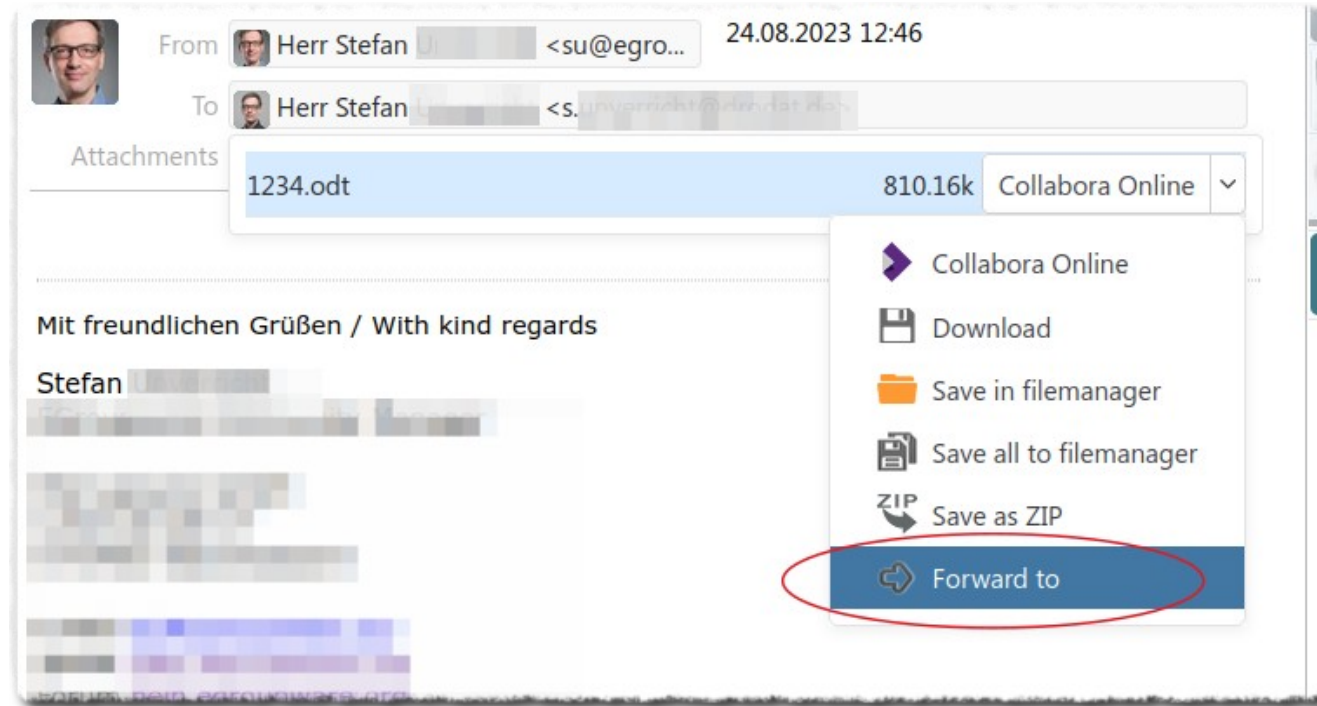
New since release 23.1




Mail

Attachment action
'Forward to' added.

It is now possible to attach
email attachments directly
to a new email.



New since release 23.1



Mail


New mode for out of office note:

It is now possible to set in the out of office note that the replied e-mail is not saved in the inbox.

It is also possible to set that no out-of-office message is sent. In this way, you can also set only forwarding with the out-of-office message.

A screenshot of the 'Edit vacation settings' dialog box. The dialog has a title bar 'Edit vacation settings'. It contains several fields: 'Status' is set to 'Active' with a dropdown arrow; 'Respond to mail sent to:' shows a contact named 'Herr Stefan' with a dropdown arrow and an 'Add all my aliases' button; 'Forward messages to:' is set to 'do not forward' with a dropdown arrow; 'Vacation notice' is set to 'Send vacation notice and store message in INBOX' with a dropdown arrow; and 'With message:' has three options: 'Send vacation notice and store message in INBOX' (checked), 'Send only a vacation notice, do NOT store message in INBOX' (highlighted in blue), and 'Only store message in INBOX, do NOT send vacation notice'.

New since release 23.1




Mail

API for the out of office note:

<https://github.com/EGroupware/egroupware/blob/master/doc/REST-CalDAV-CardDAV/Mail.md>

This means that the notification of absence can also be controlled by other systems such as holiday planners.

New since release 23.1



AD/LDAP-Import

Import frequency < 1h adjustable,


e.g. `.1` : every 5min

`.5` : every 30min

The automatic import of AD/LDAP users/groups can now be set finer and shorter up to 5 minutes.

The value should not be set shorter than absolutely necessary so as not to place an unnecessary load on EGroupware and the AD/LDAP systems.

New since release 23.1




Calendar/REST API

Adding participants to appointments via REST API

It is now possible to add participants to appointments created via the Calendar/REST API.

New since release 23.1




Mail/REST API

Always add signature below the delivered body (regardless of the user preference for reply/forwarding)

For emails generated via the Mail/REST API in EGroupware, the signature is now always placed below the delivered body.

This is now independent of the user settings for the signature position.

New since release 23.1



EPL/S3

New function for encrypted storage of files and backups in multiple S3 buckets and regions

It is now possible to integrate S3 storage into EGroupware.

This applies to both the file manager/virtual file system and the backup directory.

This makes it possible to use external (and cost-effective) S3 storage for an on-premises installation. This means that a local backup can be dispensed with if required.

Up to 3 storage locations can be configured. This means that the data can be stored/backed up at up to three geographically different locations.

New since release 23.1




EPL/S3

ADMIN

- Admin
 - Admin
 - User accounts
 - User groups
 - Applications
 - Address Book
 - Bookmarks
 - Calendar
 - Collabora Online
 - E-Mail
 - EPL-Features
 - eSync Provisioning
 - File Manager
 - VFS mounts and versioning
 - Check virtual filesystem
 - Custom fields
 - Quota
 - Sharing
 - S3 configuration**
 - Guacamole
 - Import | Export
 - InfoLog
 - Knowledge Base
 - News
 - Notifications
 - OpenID / OAuth2 Server
 - Preferences
 - Project Manager
 - Registration

Configuration	Status
1st storage: required, acts only as backup, if no other stores configured	
Bucket	<input type="text"/>
Endpoint	<input type="text" value="empty for AWS S3"/> <input type="button" value="↔"/> <input type="text" value="Region"/>
Path style endpoint	<input type="checkbox"/> Bucket is added as path after the endpoint, instead as host before.
Access Key ID	<input type="text"/> Secret <input type="text"/> <input type="button" value="👁"/> <input type="button" value="🔑"/>
2nd storage: recommended, if configured filesystem (files/sqlfs) is only used as cache	
Bucket	<input type="text"/>
Endpoint	<input type="text" value="empty for AWS S3"/> <input type="button" value="↔"/> <input type="text" value="Region"/>
Path style endpoint	<input type="checkbox"/> Bucket is added as path after the endpoint, instead as host before.
Access Key ID	<input type="text"/> Secret <input type="text"/> <input type="button" value="👁"/> <input type="button" value="🔑"/>
3rd storage: optional	
Bucket	<input type="text"/>
Endpoint	<input type="text" value="empty for AWS S3"/> <input type="button" value="↔"/> <input type="text" value="Region"/>
Path style endpoint	<input type="checkbox"/> Bucket is added as path after the endpoint, instead as host before.
Access Key ID	<input type="text"/> Secret <input type="text"/> <input type="button" value="👁"/> <input type="button" value="🔑"/>
Please note You can NOT remove any previously configured S3 storages, as restoring the files from S3 to the filesystem is not (yet) implemented!	
<input type="button" value="📁 Save"/>	<input type="button" value="📄 Apply"/> <input type="button" value="❌ Cancel"/>

New since release 23.1



EPL/S3

1st storage: required, only serves as a backup if no other storage is configured

2nd storage: recommended if the configured file system (files/sqlfs) is only used as a cache


3rd storage: optional

The screenshot displays the 'ADMIN' interface for configuring S3 storage. The left sidebar shows a tree view with 'S3 configuration' selected. The main panel is titled 'Configuration' and contains three sections:

- 1st storage: required, acts only as backup, if no other stores configured**
 - Bucket: [Empty text field]
 - Endpoint: [empty for AWS S3] [Region]
 - Path style endpoint: Bucket is added as path after the endpoint, instead as host before.
 - Access Key ID: [Empty text field] Secret [Empty text field]
- 2nd storage: recommended, if configured filesystem (files/sqlfs) is only used as cache**
 - Bucket: [Empty text field]
 - Endpoint: [empty for AWS S3] [Region]
 - Path style endpoint: Bucket is added as path after the endpoint, instead as host before.
 - Access Key ID: [Empty text field] Secret [Empty text field]
- 3rd storage: optional**
 - Bucket: [Empty text field]
 - Endpoint: [empty for AWS S3] [Region]
 - Path style endpoint: Bucket is added as path after the endpoint, instead as host before.
 - Access Key ID: [Empty text field] Secret [Empty text field]

At the bottom, there is a 'Please note' section: 'You can NOT remove any previously configured S3 storages, as restoring the files from S3 to the filesystem is not (yet) implemented!' and buttons for 'Save', 'Apply', and 'Cancel'.

New since release 23.1



eTemplate


Update of the Shoelace web component library to version 2.8.0

We have updated the basis (Shoelace Webcomponents) for the EGroupware masks to version 2.8.0.

Your own applications should be checked against the changelog.

https://shoelace.style/resources/changelog?id=_200-beta85

New since release 23.1



PHP


Update of the container to PHP version 8.2.12, as 8.1 has reached the end of active maintenance

We have updated the PHP version from 8.2 to 8.3.

The old, outdated applications (knowledge base, wiki) continue to work with this version.

Users with their own applications should check their application.

New since release 23.1



API

It is now possible to authenticate EGroupware against OpenID Connect (OIC IdP):

Authentication / Accounts

Select which type of authentication you are using: **SQL** Enable logging o

Authentication type for application: **CalDAV/CardDAV Sync**

Authentication type for application: **eSync (ActiveSync)**

Authentication type for HTTP Host:

HTTP auth types, comma-separated to use without login page, eg. "NTLM":

Fallback Authentication:

Select where you want to store/retrieve user accounts:

SQL encryption type for passwords:

Allow password migration:

Allowed migration types (comma-separated):

Auto login anonymous user:

Minimum account id (e.g. 500 or 100, etc.):

Maximum account id (e.g. 65535 or 1000000):

User account prefix:

User names are case sensitive: **No**

Auto create account records for authenticated users: **No**

Auto-created user accounts expire: **One week**

Add auto-created users to this group ('Default' will be attempted if this is empty.):

If no ACL records for user or any group the user is a member of: **Deny access**

If using LDAP:

SQL Enable logging o

SQL above

LDAP above

Active Directory above

OpenID Connect

SAML authentication is NOT succ

Mail

HTTP

SQL / SSL

Cas


Multiple

Nis

Pam

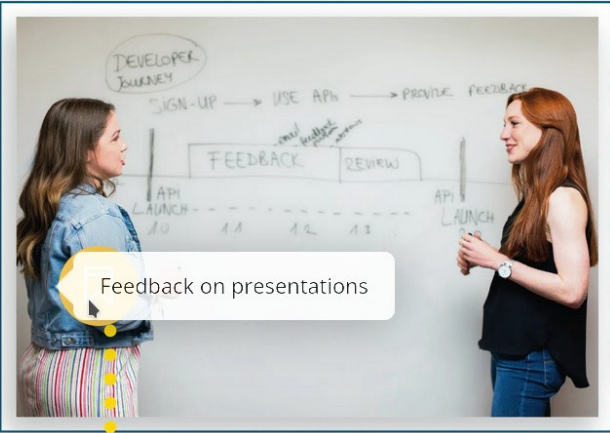
Univention

New since release 23.1



SmallPART **VIDOTEACH**

In collaboration with the University of Kaiserslautern-Landau (RPTU), we have added a live feedback function for lectures to the **smallPART VIDOTEACH** teaching video tool.




The screenshot shows a video player interface. The video content displays two women standing in front of a whiteboard. The whiteboard has handwritten text: "DEVELOPER JOURNEY" in a circle, "SIGN-UP → USE API → PROVIDE FEEDBACK", "API LAUNCH 1.0 1.1 1.2 1.3", "FEEDBACK", and "REVIEW". A yellow speech bubble overlay with the text "Feedback on presentations" is positioned over the video. To the right of the video player is a vertical stack of five colored arrow-shaped icons: yellow, pink, teal, orange, and blue. Below the video player is a progress bar with a yellow segment on the left, followed by a pink, teal, orange, blue, pink, teal, and blue segment. The progress bar is labeled "0:00" on the left and "15:05" on the right.

Live feedback on presentations

- Record lectures and presentations
- Get live feedback from the audience
- Evaluate the recorded feedback
- Improve your presentations
- For traineeships, training and teaching

New since release 23.1




Mail

Implementation of Exchange login type 'domain/username'

It is now possible to log in to an MS Exchange Server with 'domain/username'.

New since release 23.1



Mail

The widget for entering addresses when composing emails (and in other places) has been recreated.


It is now possible to sort entered addresses again.

The problem that occurred with iOS 17.1, whereby no addresses could be entered at all, has also been fixed.

The addresses no longer take up the entire width. Users can now better recognise that they can click in the field.

Navigation via the keyboard has also been improved.

New since release 23.1



Translations

We have added many translations in many languages and also made many corrections/changes.


If something is wrong or needs to be improved, please send an e-mail to

su@egroupware.org

We are always looking for more community translators!

Every contribution, no matter how small, makes the translations better.

New since release 23.1



OpenIDConnect

Allows the display as a button on the login page for use together with the normal password login

Since version 23.1.20231201 it is possible to authenticate EGroupware against an OpenID Connect (OIC IdP).

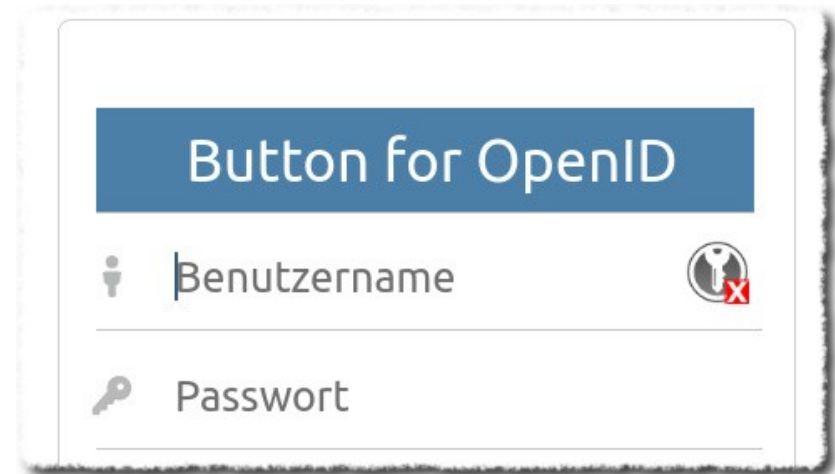
It is now also possible to place a button for a selection on the login page:

In Setup:


If using OpenID Connect (authentication as client against an other OIDC IdP):

The OIDC IdP must support autoconfiguration under the below given URL: /.well-known/openid-configuration
EGroupware's callback URL is the one of the login page: [Callback URL](#)

Label to display as option on login page: or leave empty and select OpenIDConnect as authentication type above for single sign on	<input type="text" value="Button for OpenID"/>
URL of the IdP (without path):	<input type="text"/>
Client ID:	<input type="text"/>
Client secret:	<input type="text"/>




New since release 23.1



ActiveDirectory

It is now also possible to import groups of type 'distribution-list' when importing from AD.

New since release 23.1



Calendar


Update public holidays with new thunderbird.net1
URLs/data for many more countries

We now use an updated source for the general
calendars:

<https://www.thunderbird.net/en-US/calendar/holidays/>

Does anyone know any 'good' public holiday
calendars?

New since release 23.1



Calendar/CalDAV

New calendar configuration to allow party crashers whose email matches a specific regular expression.

ADMIN

- Admin
 - Admin
 - User accounts
 - User groups
 - Applications
 - Address Book
 - Bookmarks
 - Calendar
 - App configuration**
 - Custom fields
 - Global categories
 - Category ACL
 - Update time zones
 - Collabora Online
 - E-Mail
 - EPL-Features
 - eSync Provisioning
 - File Manager
 - Guacamole

App configuration

Configuration Documentation

Custom URL for iCal with holidays for all users:
(Without a custom URL we use nation of user preference to load holidays from Mozilla Holiday Calendars)

Setting data lock time for Calendar (default 1 sec.):

Deny resources reservation for private events: No

Require an ACL grant to invite other users and groups: No: Every user can invite other users and groups


Allow users to prevent change notifications 'Do not notify': Yes

Use range-views to optimise calendar queries? Yes

Allow party crashers with email that match the following regular expression: `/^(someone@else.com|.*@(example.org|other.net))$/i`

A party crasher in someone who is NOT invited to the meeting but somehow got the invitation.
By default (nothing is set here) EGroupware allows only the organizer/owner to add them.

New since release 23.1




Mail

New option 'Name and domain' to display e.g. 'John Smith (example.org)'.

The screenshot displays the EGroupware mail interface. On the left, the 'Mail settings' panel is open, showing various configuration options. The 'Information to show on email tag' dropdown menu is expanded, with 'Name and domain' selected and circled in red. The main email list shows a message from 'Stefan Unverricht (egroupware.org)' with the subject 'Notizen Univention-Summit', which is also circled in red. On the right, the email details pane shows the sender and recipient as 'Stefan Unverricht (egroupware.org)', also circled in red. A browser window in the foreground shows the 'To' field of an email being composed, with 'Stefan Unverricht (egroupware.org)' entered and circled in red.

New since release 23.1



API

Display of 'My Account' in the avatar menu at the top right if the user has rights to change their contact details.

Send fax via email by replacing fax number with an email address: (.*) \$1@fax.l

GeoLocation integration
Choose pre-defined map source or use custom URL (use %r = street, %t = : city, %c = country, %z = zipcode) https://maps.here.com/directions/d

Calendar integration
Disable last/next event column Allow for contacts only

Allow users to maintain their own account data
Fields the user is allowed to edit himself Department X Photo X

General
Use a tree for selecting categories

Search, Moon, Print, Plus, Bell, Avatar


Online

- Home
- Preferences
- Access
- My Account**
- Categories
- Security & Password
- Current users:1
- Logout

Monday 04.03.2024

Powered by EGroupware 23.1.20240304 EPL

New since release 23.1




REST-API/Time recording

New REST API for querying, updating and deleting timesheets

<https://github.com/EGroupware/egroupware/blob/master/doc/REST-CalDAV-CardDAV/Timesheet.md>

New since release 23.1




InfoLog

Configuration to treat the 'Archive' status as unchangeable (or only changeable by an admin)

It is now possible to protect InfoLogs with the status 'Archived' against changes:

The screenshot shows the EGroupware Admin interface. On the left is a navigation menu with 'ADMIN' at the top and 'InfoLog' selected. The main content area is titled 'Configuration' and 'Notification'. Under 'Rights for the responsible', there are settings for implicit ACL rights and additional fields. Under 'History logging', there is a setting for 'History logging and deleting of items'. The 'Handling of status 'archived'' setting is highlighted with a red box, and its dropdown menu is open, showing three options: 'No special handling (Default)' (selected), 'Entry can NOT be changed anymore, after status is set', and 'Entry can NOT be changed by anybody, but EGroupware admins'.

New since release 23.1




Registration

It is now possible to customise the text/subject of the invitation emails.

The screenshot displays the EGroupware Admin interface. On the left is a navigation menu with the following items: ADMIN, Admin (expanded), Admin, User accounts, User groups, Applications (expanded), Address Book, Bookmarks, Calendar, Collabora Online, E-Mail, App configuration (selected), EPL-Features, eSync Provisioning, File Manager, Guacamole, Import | Export, InfoLog, Knowledge Base, News, Notifications, OpenID / OAuth2 Server, Preferences, Project Manager, Registration (expanded), App configuration (selected), Resources, and Pocket Chat. The main content area shows the 'Registration' configuration page. The 'Subject of confirmation mail' field is highlighted with a red box and contains the text '%1 confirmation email'. The 'Body of confirmation mail' field is also highlighted with a red box and contains the text: 'This is a confirmation email for %1. Please click the following link to complete the process. %3 This link will expire %2.' Other visible fields include 'Registered accounts expire days' (Never), 'What to use as username' (Ask user), 'Account primary group', 'Account groups', 'Do not send account registration email (manual processing by admin)' (checkbox), 'Name sender to send notices from' (EGroupware Registration), 'Email address to send notices from' (noreply@droadat.de), and 'Email address to display for support'.

New since release 23.1




Mail

Configurable limit to exclude attachments from being automatically saved as a draft.

The screenshot shows the 'ADMIN' interface with a sidebar on the left containing a tree view of administrative categories. The 'E-Mail' category is expanded, and 'App configuration' is selected. The main content area displays the configuration for 'Handling of external images / mixed content in emails'. A red box highlights the setting 'Exclude attachments greater than given size from automatic saving as draft (in MB)' which is currently set to 10.

Setting	Value
Replace 'http://' in image urls with (trailing / required!)	https://
Limit mailing list results when searching for addresses	
Functions enabled in the HTML editor toolbar when composing an email	Undo, Redo, Bold, Forecolour, Backcolour, Bullist, pastetext, Image, Formatselect, Fo
Examine namespace to retrieve folders in others and shared	No
Caching of flags	Enabled (Default)
Disable use of flowed lines in text emails (RFC3676)	No
Quota limit warning in megabyte (recommended value is 30 MB)	30
Default value for remembering S/MIME passphrase in minutes	
Exclude attachments greater than given size from automatic saving as draft (in MB)	10

New since release 23.1




Notifications

Configurable number of days (default 30) after which older notifications are automatically deleted.

The screenshot shows the EGroupware Admin interface. On the left is a navigation menu with 'ADMIN' at the top, followed by 'Admin', 'User accounts', 'User groups', and 'Applications'. Under 'Applications', 'Notifications' is selected, and 'App configuration' is highlighted. The main content area is titled 'App configuration' and has two tabs: 'Configuration' (selected) and 'Documentation'. Under the 'Configuration' tab, there are three sections: 'EGroupware popup backend', 'Windows popup backend', and 'Account'. The 'EGroupware popup backend' section has a field 'Automatic deleted notifications older than' with a value of '30' and a unit of 'days'. The 'Poll interval' is set to '5 seconds'. The 'Windows popup backend' section has 'Enable Windows popup backend' set to 'Yes'. The 'Account' section has 'Mail account to use for notifications' set to 'Automatic'. At the bottom of the configuration area are three buttons: 'Save', 'Apply', and 'Cancel'.

New since release 23.1




InfoLog

Now fully supported by REST API.

We have finalised the REST API for InfoLog:


<https://github.com/EGroupware/egroupware/blob/master/doc/REST-CalDAV-CardDAV/Infolog.md>



Maintenance-Update


23.1.20240905

Release 23.1.20240905



- Rebase
- New tree
- Customising
 - Custom font
 - User-defined fields on tabs, new field types
- PHP 8.3.11
- Merge print dialogue
- Calendar explicit repetitions
- A lot 'under the cover'

Release 23.1.20240905




Detailed release notes

as announcement in the forum:

<https://help.egroupware.org/t/egroupware-maintenance-release-23-1-20240905/78599>

- **Admin:** allow to show groups by container: e.g. LDAP DN or arbitrary part of name found by a regular expression
- **Admin:** Add bulk changes as a context menu action for user list
- **Admin/all apps:** custom-fields can now specify tabs they are displayed in (instead of one standard tab)
- **Admin/all apps:** new custom field types
- **Mail/Filemanager:** admin can allow users to store a password to pass to mail- and file-servers in case they use (password-less) SingleSignOn
- **Mail:** new reply with attachments (answer to mail incl. all attachments)
- **Mail:** show s/mime signed/encrypted icons in mail display popup (verification is only shown in preview!)
- **Mail:** make sure to create a valid Message-ID header, even if SERVER_NAME is set to "_"
- **Mail:** fix broken PDF attachments which were quoted-printable encoded
- **Mail/Calendar:** improved display of meeting requests: what's changed, single recurrence or whole series, display and enter comment when accepting/rejecting a request
- **Calendar:** fix conflict check to take into account that whole-day (floating) events start and end by definition in all timezones at midnight
- **Calendar:** ask user to apply changes in series master to already created exceptions
- **Calendar:** allow to create recurring events with explicit recurrences
- **CalDAV:** fixed all-day events from Thunderbird with timezone were one day longer
- **Calendar/Resources/CalDAV:** fix not reported privileges for resources causing resource calendars to appear readonly in CalDAV clients
- **eSync/Calendar:** new preference how many days to sync back, if client specifies no limit / all, default is 365
- **Notifications:** fix wrong condition leading to infinite recursion (causing timeout) and high database load
- **LDAP/Import:** fix not imported memberships of groups in LDAP not using their gidNumber, because it is already used as uidNumber / user
- **LDAP/ActiveDirectory Sync:** permanently store DN+entryUUID and use the latter to detect renamed user or accounts
- **LDAP/AD:** automatic retry, if connection to LDAP server was lost
- **InfoLog/REST API:** attributes "progress" and "percentComplete" were NOT parsed when creating or updating entries
- **All apps/REST API:** fix custom-fields of type "date-time" to be stored timezone aware, if no format is specified
- **Api/Auth/OpenIDConnect:** allow to specify which JWT payload attribute to use and a regular expression to extract username from it
- **Kanban:** Add listen & change for swimlanes
- **ViDoTeach:** push changes to start-page including material list with summery
- **ViDoTeach:** record when disclaimer was agreed to incl. requiring existing participants to agree, if a disclaimer is added later
- **EPL:** fix not working symlinks in merge-stream-wrapper e.g. /templates
- **All apps:** admin can now upload a web-font to use in EGroupware independent of what the user selected for his browser
- **Replace tree and context-menu with Shoelace widgets**
- **General:** Update PHP to 8.3.11
- **Mail:** No longer mark high priority mail with a red bar
- **All apps:** New dialogue for merge print
- **Many translations**


Release 23.1.20240905



Rebase

Shoelace WebComponents

Release 23.1.20240905



New Tree

2022.05 Univention Summit

Aktive Anrufe

Aktive Anrufe

Arbeitszeit

Beendeter Anruf

Beendeter Anruf

Test-Kategorie

- T1
- T2

Adre

▼ Admin

- > Admin
- Benutzerkonten
- ▼ Benutzergruppen
 - Admins
 - Ausblenden InfoFlo
 - Default
 - Einfachbenutzer
 - Gruppe1
 - gruppe2
 - NoGroup
 - SVG
 - Teachers
 - Test
 - Uni
 - xxx
- > Anwendungen


▼ Projektmanager M

- Projektliste
- Element-Liste
- Gantt-Diagramm
- € Preisliste
- Dateimanager
 - ▼ Aktiv
 - Zweites Projekt
 - Testprojekt
 - > Nicht aktiv
 - > Archiviert
 - > Vorlage

▼ E-Mail

- ▼ **Benutzername [stefan@are...**
- ▼ Posteingang
 - Entwürfe
 - Vorlagen
 - Gesendet
 - Papierkorb
 - Spam
 - Arens Mails
 - > Test 1
 - ▼ user
 - ▼ hans
 - Sent


Release 23.1.20240905



Customizing:

- Custom font
- User-defined fields on tabs, new field types

Release 23.1.20240905




Custom EGroupware web font as woff2 file:

Custom EGroupware Bold web font as woff2 file:

<input type="button" value="User icon"/>	<input type="text" value="Name"/>	Organisation	<input type="text"/>	<input type="button" value="List icon"/>
Business phone	<input type="text"/>	<input type="radio"/>	Department	<input type="text"/>
Mobile phone	<input type="text"/>	<input type="radio"/>	Job title	<input type="text"/>
Email	<input type="text"/>	<input type="radio"/>	URL	<input type="text"/>
Organisation Private Details Links Custom fields Extra private				
Occupation	<input type="text" value="Vollmacht"/>		Street	<input type="text"/>
Assistant	<input type="text"/>			<input type="text"/>
Assistant phone	<input type="text"/>	<input type="radio"/>	City	<input type="text"/>
Fax	<input type="text"/>	<input type="radio"/>	Country	<input type="text" value="GERMANY"/>
Other phone	<input type="text"/>	<input type="radio"/>	Region	<input type="text" value="Select one"/>
Car phone	<input type="text"/>	<input type="radio"/>	Type	<input type="text" value="contact"/>
Shared with	<input type="text"/>			
<input type="checkbox"/> Writable				
Address Book	<input type="text" value="Group EGw"/>		Own sorting	<input type="text" value="Last name, First name"/>
Created	Unverricht, Stefan	06.09.2024 17:38	Last modified	
<input type="button" value="Save"/> <input type="button" value="Apply"/> <input type="button" value="Cancel"/> Change all organisation members <input type="button" value="Delete"/>				

Release 23.1.20240905



New field types

Account Organisation Private Details Links Custom fields **SpecialTab** History

First section


Text1

Second section


Testlabel


Date


Release 23.1.20240905





Example

 Unternehmen
Einrichtung Hochschule *

Telefon *  Straße *

Mobiltelefon  PLZ Ort *

E-Mail *  Webseite 

Bewerber Typ

Bitte füllen Sie nur den Reiter des von Ihnen gewählten Typs aus.

[Unternehmen](#) | [Firma](#) | [Hochschule](#) | [Forschungseinrichtung](#) | [Privatperson](#)

Gründungsdatum

Rechtsform

Branche





Sitz

Vorstand | Geschäftsführung


Eigentümer ist

Namen beteiligter Privatpersonen und Einrichtungen > 15

Angelegt User, Admin 15.04.2024 19:04 Letzte Änderung

 Speichern und Schließen  Speichern  Abbruch  Löschen

Release 23.1.20240905



Example

Gegenstand * #

Bewerber Pflichtfelder der Bewerbung sind mit * gekennzeichnet, verhindern aber nicht das Speichern der Bewerbung.

Kategorie * Bewerbungsschluß 30.06.2024 23:59

Nähere Informationen zu den Kategorien finden Sie hier

[Kurzbeschreibung](#) [Ausführl. Beschreibung](#) [Technik](#) [Aspekte](#) [Schutzrechte](#) [Förderung](#) [Wirtschaft](#) [Anlagen](#) [Checkliste](#)

Kurzbeschreibung des Bewerbungsgegenstandes *
Bitte beschreiben Sie hier kurz, in wenigen Sätzen, prägnant und verständlich Ihre Innovation.
Diese Beschreibung sollte für eine Veröffentlichung im Rahmen des Wettbewerbes geeignet sein.
Ein Anspruch auf Veröffentlichung besteht nicht. (max. 1500 Zeichen)


Kurzbeschreibung

Bemerkung

Status Eingangsdatum

Besitzer User, Admin Zuletzt geändert User, Admin

Release 23.1.20240905




PHP

=> PHP 8.3.11

Included in the EGroupware Docker container!

Release 23.1.20240905



Merge Print Dialog

Insert in document

Home Up Star Applications search

/ templates / addressbook


- test
-eml
- ✓ kurzbrief - Kopie.docx
- Print-contacts.odt
- Report-contacts-long.ods
- Report-contacts.ods
- Richtlinentest.eml
-ots

Merge options

Save as PDF Link to each entry Merge individually

All files


Merge Download Cancel



Calendar Explicit repetitions

Description	Participants	Recurrence	Links	Custom fields
Repeating event information				
Repeat type	Explicit recurrences <input type="button" value="v"/>		Interval	
End date			Time zone	Europe / Berlin <input type="button" value="v"/>
Repeat days	12.09.2024 10:30 <input type="button" value="trash"/>		Exceptions	Add 11. September 2024
	23.09.2024 10:30 <input type="button" value="trash"/>			
	<input type="text" value="11.09.2024 10:30"/>	<input type="button" value="Add"/>		
		<input type="button" value="Add recurrence"/>		
<input type="button" value="Save"/> <input type="button" value="Apply"/> <input type="button" value="Cancel"/> <input type="checkbox"/> Do not notify <input type="button" value="Freetime Search"/>				


Release 23.1.20240905



A lot 'under the cover'

- Various fixes
- LDAP/AD
 - LDAP/ActiveDirectory Sync: permanently store DN+entryUUID and use the latter to detect renamed user or accounts
 - LDAP/AD: automatic retry, if connection to LDAP server was lost
- Kanban
- VIDOTEACH

Release 23.1.20240905



Translation-Tools

EGroupware SMART ONLINE OFFICE


Entwickler-Tools

Hinzufügen Scan Suche Kalender de: Deutsch Alle Speichern Alle speichern 726

#	Anwendung	EN Übersetzung	Übersetzung	Modified
114692	Kalender	A party crasher in someone who is NOT invited to the meeting but somehow got the invitation.	Ein Partycrasher ist jemand, der NICHT zu dem Treffen eingeladen ist, aber irgendwie die Einladung bekommen hat.	06.07.2024 21:39
114702	Kalender	Accept	Zusagen	06.07.2024 21:39
114712	Kalender	Accept or reject an invitation	Freigabe, annehmen, ablehnen	06.07.2024 21:39
114722	Kalender	Accepted	Freigegeben	06.07.2024 21:39
114732	Kalender	Access denied to the calendar of %1	%1 verweigert!	06.07.2024 21:39
114742	Kalender	Access to calendar of %1 denied!	Zugriff auf den Kalender von %1 verweigert!	06.07.2024 21:39
114752	Kalender	Action that caused the notify: Add, Cancel, Canceled, Accepted, Rejected, ...	Benachrichtigung verursacht hat: hinzugefügt, abgelehnt	06.07.2024 21:39
114782	Kalender	Add alarm	Alarm hinzufügen	06.07.2024 21:39
114792	Kalender	Add appointments via shortened or complete edit window	Über den verkürzten Dialog oder komplettes	06.07.2024 21:39
114802	Kalender	Add current view as favorite	aktuelle Ansicht als Favorit	06.07.2024 21:39
114812	Kalender	Add new alarm	Neuen Alarm hinzufügen	06.07.2024 21:39
114822	Kalender	Add new appointment	Einen neuen Termin hinzufügen	06.07.2024 21:39
114832	Kalender	Add new participants or resource	Neue(n) Teilnehmer oder Ressource auswählen	06.07.2024 21:39
114842	Kalender	Add recurrence	Wiederholung hinzufügen	06.07.2024 21:39
114852	Kalender	Add timesheet entry	Stundenzettel hinzufügen	06.07.2024 21:39

- Bearbeiten
- Hinzufügen
- Alle auswählen Strg+A
- Scan
- Check
- Import all lang-files
- Speichern
- Alle speichern
- Löschen Entf

Release 23.1.20240905



DB-Tools

EGroupware
SMART ONLINE OFFICE

Entwickler-Tools

0:00


App: Eine auswählen ... Table: Keine

Name der zuzufügenden 1 Tabelle hinzufügen Import Tabelle Schreiben

#	Spaltenname	Typ	Meta-type	Genauigkeit	Scale	NOT NULL	Primary Key	Unique	Indiziert	Vorgabe	Kommentar	Indexoptionen	Foreign Key	Spalte hinzufügen
		▼	▼			<input type="checkbox"/>	<input type="checkbox"/>	<input type="checkbox"/>	<input type="checkbox"/>				<input type="checkbox"/>	Spalte löschen


Mehrsplätige Indices

#	Spaltenname	Spaltenname	Spaltenname	Spaltenname	Spaltenname	Spaltenname	Spaltenname	Spaltenname	Unique	Index hinzufügen
	Keine	Keine	Keine	Keine	Keine	Keine	Keine	Keine	<input type="checkbox"/>	Index löschen



Outlook for Release 24.1

Outlook for Release 24.1




24.1?

=> Rolling Release

23.1.20240905 => 24.11, 24.12, 25.01, 25.02

Ausblick auf Release 24.1




New Framework:

Icon-Set => Bootstrap Icons


Optics

Operation (accessibility)

(Knowledgebase)



Questions/suggestions?



Thank you very much for your interest!

Contact: su@egroupware.org

Forum: help.egroupware.org